



## Travis County Youth Show Youth Fair Project Worksheet

EXHIBITOR AND ENTRY NUMBERS WILL BE GIVEN AT CHECK-IN.

Exhibitor #: 123 Entry #: 456 Division (A-J): H Class #: 46

Please Check One: ☒ Junior (3<sup>rd</sup> – 8<sup>th</sup>) ☐ Senior (9<sup>th</sup> – 12<sup>th</sup>)

Please summarize any information you would like the judges to know about your project:  
i.e. Why you selected the project; What you learned; How much time you spent; Who helped you and how much; Any Humorous or Unusual Experiences, etc.

- Do not include any person or club names ... worksheet must be anonymous to the judge.
- Hand written or typed on **the front of this page only**.
- Baked/preserved foods attach the appropriate recipe on a separate page.

**Project Name/Description:** Wooden Recipe Box

**Project Summary:** My grandma gave my sister some of her favorite recipes, and she needed a box to keep the cards in. I knew I could make a box that she would like. My dad had leftover wood in his shop, so I asked if I could use it and he said “yes”.

The hardest part of this project was getting the corners to join squarely. I had to redo them a few times. I really enjoyed using the router to create the edge on the box top. That was something new to me.


My dad helped me figure out how to put the hinges on the back. I spent four hours total doing this project. One funny thing that happened was that I put the top on upside down the first time. I knew it looked funny but could not figure out why. My mom pointed it out to me.

Now my sister needs MORE recipes to fill up her new box!

Exhibitor : 123

Entry : 456











Exhibitor : 123

Entry : 456







Exhibitor : 123


Entry : 456



Exhibitor : 123

Entry : 456







Exhibitor : 123

Entry : 456



Exhibitor : 123

Entry : 456